

# Year 3 Maths Summer Term 1 – Fractions B

Fractions vocabulary	
Sharing (y1)	Grouping (y1)
Fraction (y1)	Equal parts (y1)
Half (y1)	Quarter (y1)
Third (y2)	Equivalent (y2)
part (y1)	Whole (y1)
Numerator (y2)	Denominator (y2)
one and a quarter (y2)	half as much (y2)
one and 2 quarters (y2)	twice as much (y2)
one and a half (y2)	one and 3 quarters (y2)
New Vocabulary	
unit-fraction	non-unit fractions
tenths	ninths
eighths	sevenths
sixths	fifths
thirds	

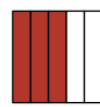
**Numerator**  
How many equal parts of the whole are needed?

**Denominator**  
How many equal parts are in the whole?

$$\frac{3}{5}$$



3 parts of this circle are coloured in purple. There are 5 parts altogether.



3 parts out of 5 parts altogether are coloured in red.



3 out of 5 counters are orange.



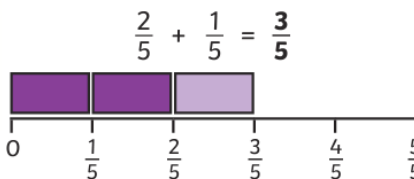
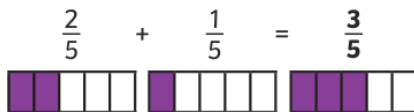
3 out of the 5 sweets are cola bottles.



Three fifths of the children are boys.

## Adding fractions with the same denominator.

$$\frac{2}{5} + \frac{1}{5} = \frac{3}{5}$$



The denominators are both the same number so we leave them as they are, they don't get added together (this is very important).

## Subtracting fractions with the same denominator

- Write down your calculation.
- Your answer will have the same denominator.
- Find the difference between the numerators – you have your answer!

Numerator:  $\frac{5}{6} - \frac{3}{6} = \frac{2}{6}$

Denominator:  $\frac{5}{6} - \frac{3}{6} = \frac{2}{6}$

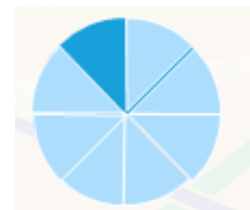
$$\frac{3}{5} - \frac{2}{5} = \frac{1}{5}$$



## Partition the whole

There are 8 equal pieces so the denominator is 8.

$$\frac{1}{8}$$



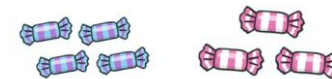
1 of the equal pieces is shaded so one eighth is shaded. 7 are not shaded so seven eighths are not shaded.



$\frac{4}{7}$  of the shape is shaded.  
 $\frac{3}{7}$  of the shape is not shaded.

$$\frac{4}{7}$$

There are 7 sweets altogether so the denominator is 7.



## Finding fractions of amounts.

4 of the sweets are blue so four sevenths are blue.

$$\frac{4}{7}$$

